

# ORBOT™

## PARTS OVERVIEW DIAGRAM



# ORBOT™ PARTS LIST

## FRAME ASSEMBLY (1000)



1000

Handle Assembly

Order Qty: \_\_\_\_\_



1001

Hinge

Order Qty: \_\_\_\_\_



1002

Hinge Bolt

Order Qty: \_\_\_\_\_



1003

Spring Latch  
& Latch Catch


Order Qty: \_\_\_\_\_



1003-09

6-32 Socket Screw  
for new latch style  
with old handle

Order Qty: \_\_\_\_\_



1003-10

New Latch  
Assembly

Order Qty: \_\_\_\_\_



1003-12

10-32 Socket  
Screws for New  
Latch Assembly

Order Qty: \_\_\_\_\_



1003-13

Red Loctite

Order Qty: \_\_\_\_\_



1004

Spring Latch  
Mounting Screw

Order Qty: \_\_\_\_\_



1005

On/Off Switch

Order Qty: \_\_\_\_\_



1005-03

Double Pole On/Off  
Switch

Order Qty: \_\_\_\_\_



1006

On/Off Switch  
Wiring Harness

Order Qty: \_\_\_\_\_



1007

Sprayer Switch

Order Qty: \_\_\_\_\_



1008

Sprayer Switch  
Wiring Harness

Order Qty: \_\_\_\_\_



1009

Terminal Strip

Order Qty: \_\_\_\_\_



1010

Breaker


Order Qty: \_\_\_\_\_



1011

Wiring Box  
Cover Plate

Order Qty: \_\_\_\_\_



1012

Wiring Box Cover  
Mounting Screw

Order Qty: \_\_\_\_\_



1013

1/2" Cord Grip  
for Terminal Box

Order Qty: \_\_\_\_\_



1014

1/2" Conduit Nut for  
1/2" Cord Grip

Order Qty: \_\_\_\_\_



1015

Handle Tube Cap

Order Qty: \_\_\_\_\_

# ORBOT™ PARTS LIST

## FRAME ASSEMBLY (1000)



1016

Tube Cap Screw

Order Qty: \_\_\_\_\_



1018

1/2" Cord Grip  
for Handle  
Power Cord

Order Qty: \_\_\_\_\_



1019

Lower Handle Bolt

Order Qty: \_\_\_\_\_



1020

1/2" Nut for  
Lower Handle Bolt

Order Qty: \_\_\_\_\_



1017

Handle Power Cord

Order Qty: \_\_\_\_\_



1021

Nylon Washer for  
Lower Handle Bolt

Order Qty: \_\_\_\_\_



1022

Pull Latch Body

Order Qty: \_\_\_\_\_



1023

Pull Latch Bolt

Order Qty: \_\_\_\_\_



1024

Pull Latch  
Nylon Washer

Order Qty: \_\_\_\_\_



1025

Pull Latch

Order Qty: \_\_\_\_\_



1026

Pull Latch Rod

Order Qty: \_\_\_\_\_



1027

Collar for  
Pull Latch Rod

Order Qty: \_\_\_\_\_



1028

Lower Rod Bolt

Order Qty: \_\_\_\_\_



1029

1/2" Nylon Washer  
for Lower Rod Bolt

Order Qty: \_\_\_\_\_



1030

1/2" Nut for  
Lower Rod Bolt

Order Qty: \_\_\_\_\_



1031

Handle Sticker

Order Qty: \_\_\_\_\_



1032

Grounding Screw  
for Terminal Box

Order Qty: \_\_\_\_\_



1033

Power Cord

Order Qty: \_\_\_\_\_



1033-06

Power Cord  
(for 220-240V only)


Order Qty: \_\_\_\_\_



1033-09

Handle Cord  
(for 220-240V only)

Order Qty: \_\_\_\_\_



1034

Velcro for  
Terminal Strip

Order Qty: \_\_\_\_\_

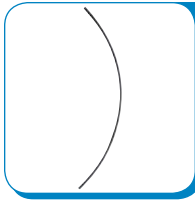
# ORBOT™ PARTS LIST

## CAGE ASSEMBLY (2000)

	<p><b>2000</b></p> <p>SprayBorg Cage</p> <p>Order Qty: _____</p>		<p><b>2000-05</b></p> <p>Serrated washer for Flow Control Valve Assembly Mounting</p> <p>Order Qty: _____</p>		<p><b>2001</b></p> <p>Spray Tube Cap (with holes)</p> <p>Order Qty: _____</p>
	<p><b>2002</b></p> <p>Spray Tube Cap (no holes)</p> <p>Order Qty: _____</p>		<p><b>2003</b></p> <p>Spray Tube Cap Screws</p> <p>Order Qty: _____</p>		<p><b>2004</b></p> <p>Pump-Cage Hose 3/8"</p> <p>Order Qty: _____</p>
	<p><b>2006</b></p> <p>Nylon Washer for Spray Tube Hose Assembly</p> <p>Order Qty: _____</p>		<p><b>2007</b></p> <p>1/4" elbow</p> <p>Order Qty: _____</p>		<p><b>2008</b></p> <p>Flow Control Valve</p> <p>Order Qty: _____</p>
	<p><b>2008-01</b></p> <p>Quick Connect Fitting for Flow Control Valve Assembly</p> <p>Order Qty: _____</p>		<p><b>2008-02</b></p> <p>Hex Nipple 1/4" Pipe for Flow Control Valve Assembly</p> <p>Order Qty: _____</p>		<p><b>2008-04</b></p> <p>Pump Cage Brass Elbow</p> <p>Order Qty: _____</p>
	<p><b>2008-05</b></p> <p>3-Way Control Valve Assembly</p> <p>Order Qty: _____</p>		<p><b>2009</b></p> <p>90° Quick Connect</p> <p>Order Qty: _____</p>		<p><b>2010</b></p> <p>Pump</p> <p>Order Qty: _____</p>
	<p><b>2010-02</b></p> <p>Rubber Dampening Grommet</p> <p>Order Qty: _____</p>		<p><b>2011</b></p> <p>3/8" Quick Connect</p> <p>Order Qty: _____</p>		<p><b>2012</b></p> <p>Pump Mounting Screw</p> <p>Order Qty: _____</p>
	<p><b>2013</b></p> <p>Pump Mounting Nut</p> <p>Order Qty: _____</p>		<p><b>2014</b></p> <p>Pump Mounting Washer</p> <p>Order Qty: _____</p>		<p><b>2015</b></p> <p>3/8" Bottle Cartridge Hose</p> <p>Order Qty: _____</p>

# ORBOT™ PARTS LIST


## CAGE ASSEMBLY (2000)



2015-01

1/4" Bottle Cartridge Hose

Order Qty: \_\_\_\_\_



2015-02

Bottle Cartridge Hose Assembly

Order Qty: \_\_\_\_\_



2016

Strainer Quick Connect

Order Qty: \_\_\_\_\_



2017

Strainer

Order Qty: \_\_\_\_\_



2018

Bottle Cap

Order Qty: \_\_\_\_\_



2019

3-Gallon Bottle Cartridge

Order Qty: \_\_\_\_\_



2020

Cage Bolt


Order Qty: \_\_\_\_\_



2021

Washer for Cage Bolt

Order Qty: \_\_\_\_\_



2022

Nylon Washer for Cage Bolts

Order Qty: \_\_\_\_\_



2023

Spray Cage Damper

Order Qty: \_\_\_\_\_



2024

Spray Cage Spring

Order Qty: \_\_\_\_\_



2025

1/2" Nut for Cage Bolts

Order Qty: \_\_\_\_\_
























2026

Orbot SprayBorg Sticker

Order Qty: \_\_\_\_\_






















# ORBOT™ PARTS LIST

## MOTOR ASSEMBLY (3000)

 <p><b>3000</b> Base Order Qty: _____</p>	 <p><b>3001</b> Bumper Set Order Qty: _____</p>	 <p><b>3002</b> Bumper Mounting Screw Order Qty: _____</p>
 <p><b>3003</b> Bumper Mounting Nut Order Qty: _____</p>	 <p><b>3004</b> Base Handle Order Qty: _____</p>	 <p><b>3005</b> Washer for Base Handle Bolts Order Qty: _____</p>
 <p><b>3006</b> Base Handle Mounting Bolt Order Qty: _____</p>	 <p><b>3007</b> Ears Order Qty: _____</p>	 <p><b>3008</b> Washer for Ear Bolts Order Qty: _____</p>
 <p><b>3009</b> Spray Jet "L" Bracket Order Qty: _____</p>	 <p><b>3010</b> Left &amp; Right Spray Jet Brackets Order Qty: _____</p>	 <p><b>3011</b> Spray Jet Arm Screw Order Qty: _____</p>
 <p><b>3012</b> Spray Jet Arm Mounting Nut Order Qty: _____</p>	 <p><b>3013</b> Rubber Washer for Spray Jets Order Qty: _____</p>	 <p><b>3014</b> Spray Jet Order Qty: _____</p>
 <p><b>3015</b> Check Valve/Strainer Order Qty: _____</p>	 <p><b>3016</b> Spray Jet Body Order Qty: _____</p>	 <p><b>3017</b> Spray Cap Order Qty: _____</p>
 <p><b>3018</b> Nylon Washer for Spray Jets Order Qty: _____</p>	 <p><b>3019</b> Quick Connect Tee Order Qty: _____</p>	 <p><b>3019-01</b> Compression Sleeve Order Qty: _____</p>

# ORBOT™ PARTS LIST

## MOTOR ASSEMBLY (3000)

 <p><b>3020</b> Left Spray Jet Coupler Order Qty: _____</p>	 <p><b>3021</b> 90° Quick Connect for Spray Jet Order Qty: _____</p>	 <p><b>3022</b> Spray Jet Hose 1/4" Order Qty: _____</p>
 <p><b>3022-01</b> Spray Jet 1/4" T-hose Order Qty: _____</p>	 <p><b>3023</b> Motor Order Qty: _____</p>	 <p><b>3023-02</b> Serrated Washer for 90 Degree Motor Cord Grip Order Qty: _____</p>
 <p><b>3023-03</b> Motor Fan Order Qty: _____</p>	 <p><b>3023-04</b> Motor Fan Cover Order Qty: _____</p>	 <p><b>3023-05</b> Motor Fan Cover Screw Order Qty: _____</p>
 <p><b>3023-06</b> Screw for Motor Lid Order Qty: _____</p>	 <p><b>3024</b> 3/8"-24 x 1/4" Set Screw Order Qty: _____</p>	 <p><b>3025</b> Shaft Support Order Qty: _____</p>
 <p><b>3026</b> Counterweight Assembly Order Qty: _____</p>	 <p><b>3026-17</b> Counter Weight Disc Screw Order Qty: _____</p>	 <p><b>3026-20</b> Bearing Assembly Order Qty: _____</p>
 <p><b>3027</b> Motor Sticker Order Qty: _____</p>	 <p><b>3028</b> Body Cord Order Qty: _____</p>	 <p><b>3029</b> 90° Cord Grip for Motor Order Qty: _____</p>
 <p><b>3030</b> 3/4" Conduit Nut Order Qty: _____</p>	 <p><b>3031</b> 3/4" Cord Grip for Bottom of Motor Order Qty: _____</p>	 <p><b>3032</b> Blue Cord Order Qty: _____</p>

# ORBOT™ PARTS LIST

## MOTOR ASSEMBLY (3000)



3033

Black Cord

Order Qty: \_\_\_\_\_



3034

Motor and Ear  
Mounting Bolt

Order Qty: \_\_\_\_\_



3035

Washer  
for Motor Bolts

Order Qty: \_\_\_\_\_



3036

Spray Bracket  
Mounting Screw

Order Qty: \_\_\_\_\_



3037

Spray Bracket  
Mounting Screw  
Nut

Order Qty: \_\_\_\_\_



3038

Small Driver 15"

Order Qty: \_\_\_\_\_



3039

Big Driver 10"

Order Qty: \_\_\_\_\_



3040

Velcro Driver  
Plate 15"

Order Qty: \_\_\_\_\_



3041

Velcro Driver  
Plate 19"

Order Qty: \_\_\_\_\_



3042

Phillips Screw  
for Velcro Driver  
Plate 15"

Order Qty: \_\_\_\_\_



3043

Tee Nut for Drivers

Order Qty: \_\_\_\_\_



3044

Phillips Screw  
for Velcro Driver  
Plate 19"

Order Qty: \_\_\_\_\_



3045-04

Base Plate  
Mounting Screw

Order Qty: \_\_\_\_\_



3045-07

Base Weight  
Mounting Screw

Order Qty: \_\_\_\_\_



3045-08

Base Weight  
Wing Nut

Order Qty: \_\_\_\_\_



3045-14

Weight Plates

Order Qty: \_\_\_\_\_



3047

Driver Plate  
Mounting Screw

Order Qty: \_\_\_\_\_



1033-05

Female Cord  
(220-240V only)

Order Qty: \_\_\_\_\_



# ORBOT™ PARTS LIST

## WHEEL ASSEMBLY (4000)



4000

Right Arm

Order Qty: \_\_\_\_\_



4001

Left Arm

Order Qty: \_\_\_\_\_



4002

Wheel Axle

Order Qty: \_\_\_\_\_



4003

Wheel

Order Qty: \_\_\_\_\_



4004

Nylon Washer for  
Wheels

Order Qty: \_\_\_\_\_



4005

Wheel Bolt

Order Qty: \_\_\_\_\_



4006

Arm Support Axle

Order Qty: \_\_\_\_\_



4007

Nylon Washer for  
Arm Support Axle

Order Qty: \_\_\_\_\_



4008

Bolt for  
Arm Support Axle

Order Qty: \_\_\_\_\_



4009

Ear Bolt


Order Qty: \_\_\_\_\_



4010

Nylon Washer  
for Mounting Arms  
to Ears

Order Qty: \_\_\_\_\_



4011

1/2" Nut for  
Ear Bolt

Order Qty: \_\_\_\_\_

# ORBOT™ PARTS LIST

## ELECTRICAL (5000)



5000

Switch Spade  
(220-240V Only)

Order Qty: \_\_\_\_\_



5000-01

Yellow Connector  
#10 for Handle Cord

Order Qty: \_\_\_\_\_



5000-02

Blue Connector #10 for  
All Motors & Handle  
wiring (220-240V only)

Order Qty: \_\_\_\_\_



5001

Fork Spade (Yellow)  
for Terminal Box

Order Qty: \_\_\_\_\_



5002

Fork Spade (Blue)  
for Terminal Box

Order Qty: \_\_\_\_\_



5003

Tube Connectors  
(Blue) for  
Pump cord

Order Qty: \_\_\_\_\_



5003-01

Switch Spade  
(for 100-110 V only)

Order Qty: \_\_\_\_\_



5004

Wire Nut (Red) for  
Motor Wiring Box

Order Qty: \_\_\_\_\_